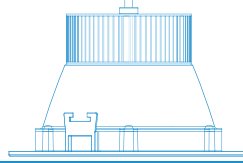


LED DOWNLIGHT



DL SERIES



Key Features

- Triac dimming compatible
- Designed with reliable AC driver on board to enhance the service life
- Vibration-resistant
- Energy savings of up to 60% compared to compact fluorescent system
- Long service life of 50,000 hours L70 @ 40°C (Ta)
- Safety, EMC and IEC compliance

Application

Cabins, Passageways, Galleys, Meeting rooms

Material

Marine grade aluminium alloy with powder coating, comes with polycarbonate diffuser

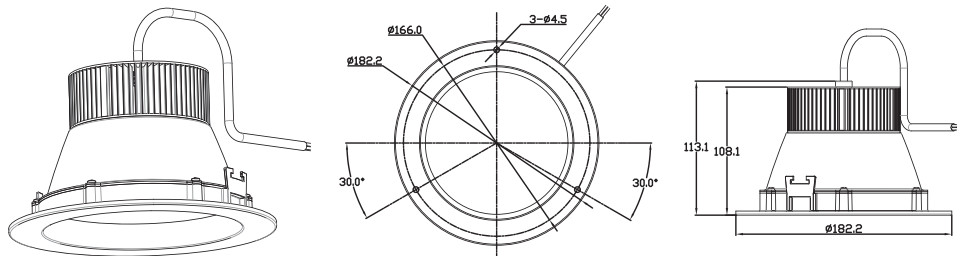
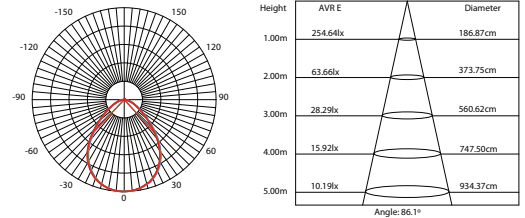
Protection Class

IP44 in conjunction with ceiling

Weight

DL12A2: 1.2Kg

DL15A2 / DL15A1 / DL15D: 1.3Kg



TECHNICAL SPECIFICATIONS



Ideal Replacement: DL12A2 for 18W CFL DL15A2 / DL15A1 / DL15D for 26W CFL

BH Code	Type	Voltage	Power	CCT	Beam Angle	Ambient Temp (Ta)	System Lumen
LADL124A2	DL12A2	220V - 240V AC	12W	4000K	85°	-20°C ~ +40°C	820lm
LADL154A2	DL15A2	220V - 240V AC	15W	4000K	85°	-20°C ~ +40°C	1050lm
LADL154A1	DL15A1	100V - 120V AC	15W	4000K	85°	-20°C ~ +40°C	1050lm
LADL154D	DL15D	24V DC	15W	4000K	85°	-20°C ~ +40°C	1050lm

Also available in other CCT.

