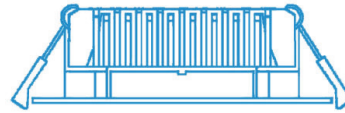


# LED DOWNLIGHT



## LDDF SERIES



### Application

Cabins, Passageways, Galleys, Meeting rooms

### Material

Powder coated aluminium alloy body and heatsink with PMMA diffuser

### Protection Class

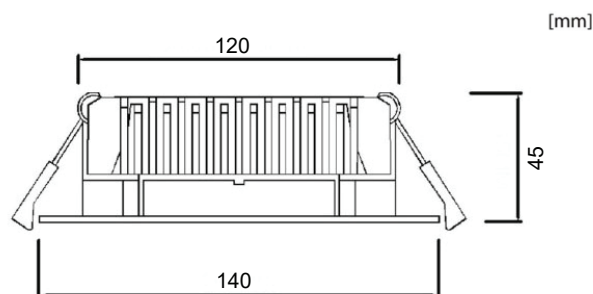
IP44

### Weight

0.7Kg

### Key Features


- Low profile suitable for shallow ceiling voids
- Triac dimming compatible
- 3 Selectable CCT: 3000K / 4000K / 6000K
- Energy savings of up to 50% compared to compact fluorescent system
- Vibration-resistant
- Long service life of 50,000 hours L70 @ 40°C (Ta)
- CE Marking, EMC safety compliance



[mm]

## TECHNICAL SPECIFICATIONS



Ideal Replacement:  32W CFL

BH Code	Type	Voltage	Power	CCT	Beam Angle	Ambient Temp (Ta)	System Lumen
LDDF16XKA22W	LDDF-16	220V - 240V AC	16W	3000K/4000K/6000K Selectable	90°	-20°C ~ +40°C	1450lm
LDDF16XKD24W	LDDF-16	24V - 28V DC	16W	3000K/4000K/6000K Selectable	90°	-20°C ~ +40°C	1450lm